


Poseidon

Section 20'x10'4"x7'

USCG Number:



**Specifications:**

**VESSEL NAME:** Poseidon

**DIMENSIONS:** 20'x10'4"x 7'

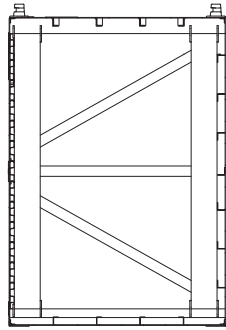
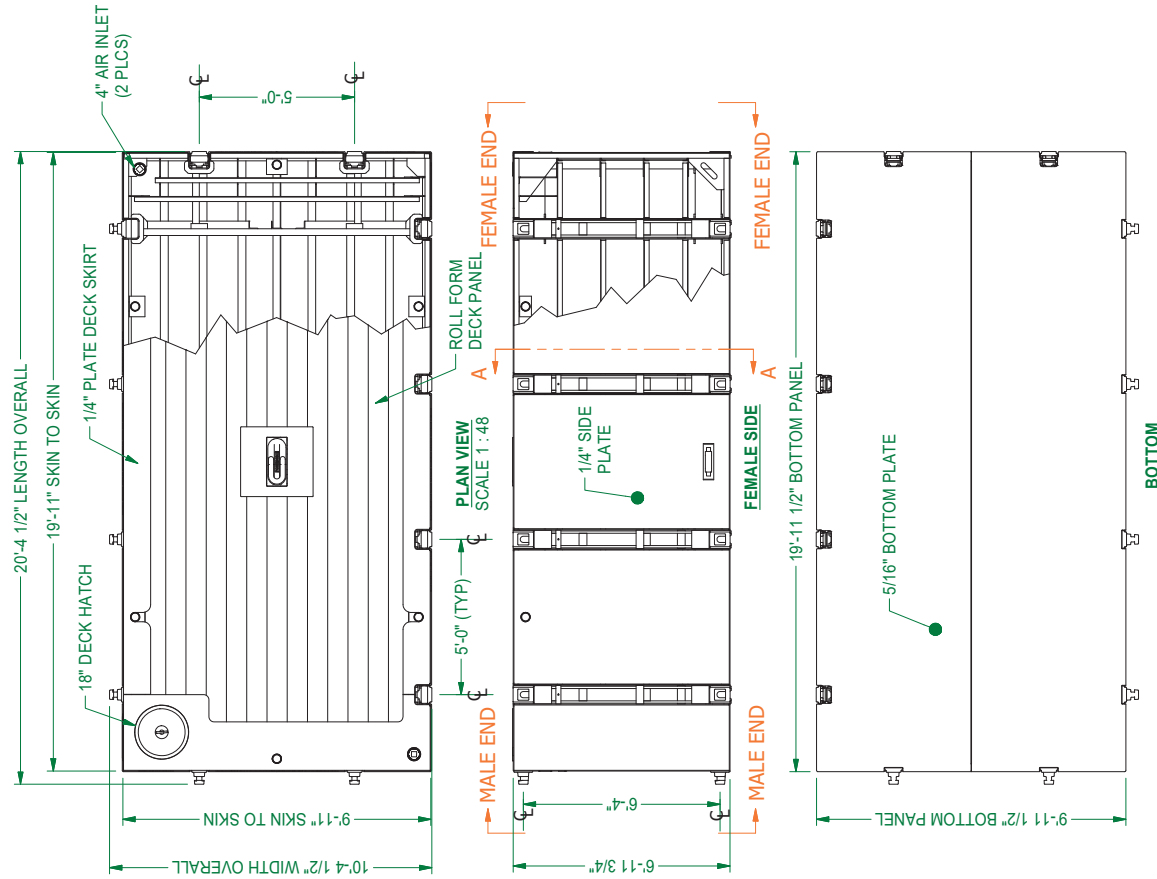
**LOAD CAPACITY:** 13 Tons

**BUILDER:** Poseidon

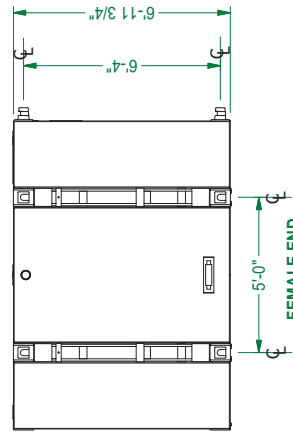
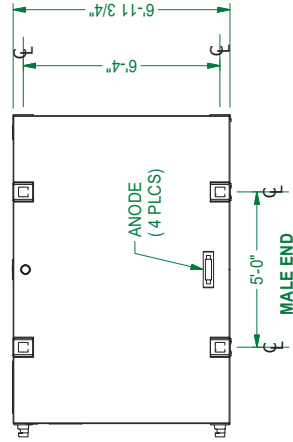
**LIGHT DRAFT:** 16"

**GROSS TONNAGE:** 8.49

**LAST DRY DOCK:** n/a



SECTION A-A



**SPECIFICATIONS P2-7-20 BARGE**

APPROXIMATE UNIT WEIGHT: 16,980 LBS  
 RATED LOAD CAPACITY AT 3.5 FT DRAFT: 13.3 TONS  
 HORIZONTAL LOCK SPACING: 5.0 FT  
 VERTICAL LOCK SPACING: 6.3 FT  
 LOCK LOAD RATING: 140 KIP AXIAL/SHEAR  
 DECK POINT LOAD CAPACITY: 20,000 PSF

SECTION MODULUS OF SECTION BETWEEN TRUSSES  
 BARGE DECK: 3757 IN<sup>3</sup>  
 BARGE BOTTOM: 4646 IN<sup>3</sup>

SCALE: As Noted  
 DRAWN BY: JE:mch  
 CHECKED BY: JE:mch  
 APPROVED BY: JE:mch

DATE: 10/25/2017  
 DATE: 10/25/2017  
 DATE: 10/25/2017

**PROPRIETARY INFORMATION**  
 Poseidon Barge Ltd. claims rights to all information disclosed on this drawing. It is in confidence for engineering information only and may not be reproduced or used to manufacture anything disclosed within the confines of this drawing without written authorization from Poseidon Barge Ltd.

ALL DIMENSIONS ARE IN INCHES  
 EXCEPT WHERE STATED OTHERWISE.  
 x.x = ± 0.03  
 x.xx = ± 0.015  
 FRACTIONS = ± 1/16  
 ANGLES = ± 0.5°

725 E Parr Road  
 Berne, Indiana 46711  
 Phone: 1-260-422-8767  
 Fax: 1-260-207-8636

**POSEIDON**  
**POSEIDON BARGE LTD.**

WORKING DRAWING  
 BARGE, ASSEMBLY, P2-7-20

DRAWING NO: 810-011  
 SHEET # 8  
 of 12